

KEDIA ADVISORY



# DAILY BULLION REPORT

14 Jan 2025

- BULLDEX
- GOLD
- SILVER



Kedia Stocks & Commodities Research Pvt. Ltd.

Research Advisory | White Labelling | Digital Marketing



## BULDEX SNAPSHOT

Commodity	Expiry	Open	High	Low	Close	% Change
MCXBULLDEX	27-Jan-25	19100.00	19166.00	18979.00	19002.00	-0.74
MCXBULLDEX	24-Feb-25	0.00	0.00	0.00	19132.00	-0.36

## BULLION SNAPSHOT

Commodity	Expiry	Open	High	Low	Close	% Change
GOLD	5-Feb-25	78259.00	78766.00	78111.00	78166.00	-0.33
GOLD	4-Apr-25	79775.00	80500.00	79381.00	79439.00	-0.42
GOLDMINI	5-Feb-25	78203.00	78717.00	78090.00	78159.00	-0.30
GOLDMINI	5-Mar-25	79101.00	79483.00	78826.00	78882.00	-0.40
SILVER	5-Mar-25	92329.00	92667.00	90252.00	90513.00	-2.15
SILVER	5-May-25	94094.00	94543.00	92257.00	92500.00	-2.02
SILVERMINI	28-Feb-25	92299.00	92635.00	90222.00	90551.00	6.99
SILVERMINI	30-Apr-25	94299.00	94594.00	92261.00	92558.00	22.67

## OPEN INTEREST SNAPSHOT

Commodity	Expiry	% Change	% Oi Change	Oi Status
MCXBULLDEX	27-Jan-25	-0.74	-19.30	Long Liquidation
MCXBULLDEX	24-Feb-25	-0.36	0.00	Long Liquidation
GOLD	5-Feb-25	-0.33	-6.16	Long Liquidation
GOLD	4-Apr-25	-0.42	9.91	Fresh Selling
GOLDMINI	5-Feb-25	-0.30	-4.15	Long Liquidation
GOLDMINI	5-Mar-25	-0.40	13.04	Fresh Selling
SILVER	5-Mar-25	-2.15	5.41	Fresh Selling
SILVER	5-May-25	-2.02	4.83	Fresh Selling
SILVERMINI	28-Feb-25	-2.10	6.99	Fresh Selling
SILVERMINI	30-Apr-25	-1.90	22.67	Fresh Selling

## INTERNATIONAL BULLION SNAPSHOT

Commodity	Open	High	Low	Close	% Change
Gold \$	2689.35	2693.77	2656.73	2662.12	-0.72
Silver \$	30.43	30.53	29.50	29.60	-2.53

## RATIOS

Ratio	Price	Ratio	Price	Ratio	Price
Gold / Silver Ratio	86.36	Silver / Crudeoil Ratio	13.19	Gold / Copper Ratio	94.37
Gold / Crudeoil Ratio	11.39	Silver / Copper Ratio	109.28	Crudeoil / Copper Ratio	8.28

## Important levels for Jewellery/Bullion Dealers



Booking Price for Sellers	Booking Price for Buyers
78476.00	77856.00
78686.00	77646.00



Booking Price for Sellers	Booking Price for Buyers
91233.00	89793.00
91993.00	89033.00



Booking Price for Sellers	Booking Price for Buyers
86.71	86.35
86.93	86.13

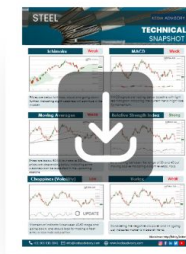


Booking Price for Sellers	Booking Price for Buyers
2683.00	2657.70
2695.90	2644.80



Booking Price for Sellers	Booking Price for Buyers
30.04	29.22
30.35	28.91

Click here for download Kedia Advisory **Special Research Reports**





**Technical Snapshot**



**SELL GOLD FEB @ 78300 SL 78500 TGT 78000-77800. MCX**

**Observations**

Gold trading range for the day is 77695-79005.

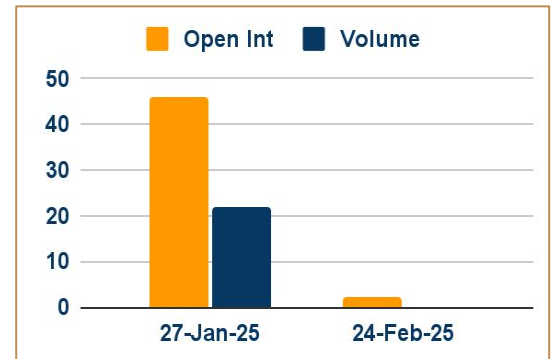
Gold prices eased as strong U.S. jobs data reinforced the Fed's cautious stance on interest rate cuts.

Though underlying safe-haven demand amid uncertainty around President-elect Donald Trump's policies curbed losses.

Currently, markets anticipate 25 basis points of easing so far this year, compared with expectations of 40 basis points last week.

U.S. CPI, PPI, weekly jobless claims and retail sales are the major data due for release this week.

**OI & Volume**



**Spread**

GOLD APR-FEB	1273.00
GOLDMINI MAR-FEB	723.00

**Trading Levels**

Commodity	Expiry	Close	R2	R1	PP	S1	S2
GOLD	5-Feb-25	78166.00	79005.00	78590.00	78350.00	77935.00	77695.00
GOLD	4-Apr-25	79439.00	80895.00	80170.00	79775.00	79050.00	78655.00
GOLDMINI	5-Feb-25	78159.00	78945.00	78550.00	78320.00	77925.00	77695.00
GOLDMINI	5-Mar-25	78882.00	79725.00	79305.00	79065.00	78645.00	78405.00
Gold \$		2662.12	2708.04	2685.27	2671.00	2648.23	2633.96

Technical Snapshot



**SELL SILVER MAR @ 90800 SL 91400 TGT 90000-89600. MCX**

Observations

Silver trading range for the day is 88730-93560.

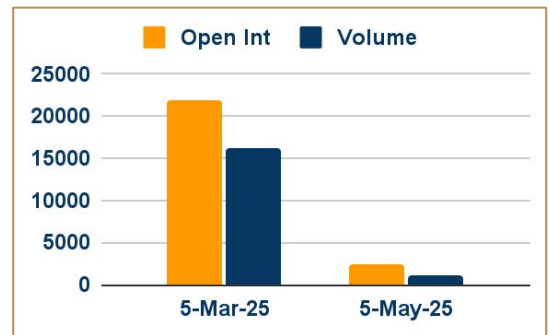
Silver dropped as the yield on the US 10-year Treasury note neared 4.8%, its highest level since October 2023.

Concerns over inflationary policies under President-elect Donald Trump also added to the cautious outlook.

Markets were now no longer fully pricing in even one rate cut from the Fed in 2025.

U.S. job growth unexpectedly accelerated in December while the unemployment rate fell to 4.1%.

OI & Volume



Spread

SILVER MAY-MAR	1987.00
SILVERMINI APR-FEB	2007.00

Trading Levels

Commodity	Expiry	Close	R2	R1	PP	S1	S2
SILVER	5-Mar-25	90513.00	93560.00	92040.00	91145.00	89625.00	88730.00
SILVER	5-May-25	92500.00	95390.00	93945.00	93100.00	91655.00	90810.00
SILVERMINI	28-Feb-25	90551.00	93550.00	92050.00	91135.00	89635.00	88720.00
SILVERMINI	30-Apr-25	92558.00	95475.00	94020.00	93140.00	91685.00	90805.00
Silver \$		29.60	30.91	30.26	29.88	29.23	28.85

Gold prices eased as strong U.S. jobs data reinforced the Federal Reserve's cautious stance on interest rate cuts and boosted the dollar, though underlying safe-haven demand amid uncertainty around President-elect Donald Trump's policies curbed losses. Currently, markets anticipate 25 basis points of easing so far this year, compared with expectations of 40 basis points last week. U.S. consumer price index (CPI), producer price index (PPI), weekly jobless claims and retail sales are the major data due for release this week. A slew of Fed officials is also scheduled to speak and give further insights on the interest rate path.

Asia Gold - India demand slows, Lunar New Year fuels interest in other hubs - Gold discounts in India rose as consumers refrained from buying as local prices hit a month's high, whereas the upcoming Lunar New Year festival stimulated gold buying activity in other major Asian markets. Indian dealers offered a discount of up to \$17 an ounce to official domestic prices, up from the last week's discount of \$14 an ounce. In China, the world's top gold consumer, dealers quoted discounts of \$2 per ounce to \$9 premium on spot rates, down from the premiums of \$4.50 to \$10 charged last week. In Singapore, dealers charged par level to \$2.50 premium. In Hong Kong, gold was sold at a \$0.30 discount to a premium of \$2. In Japan, bullion was sold from a discount of \$0.5 to a premium of \$0.5.

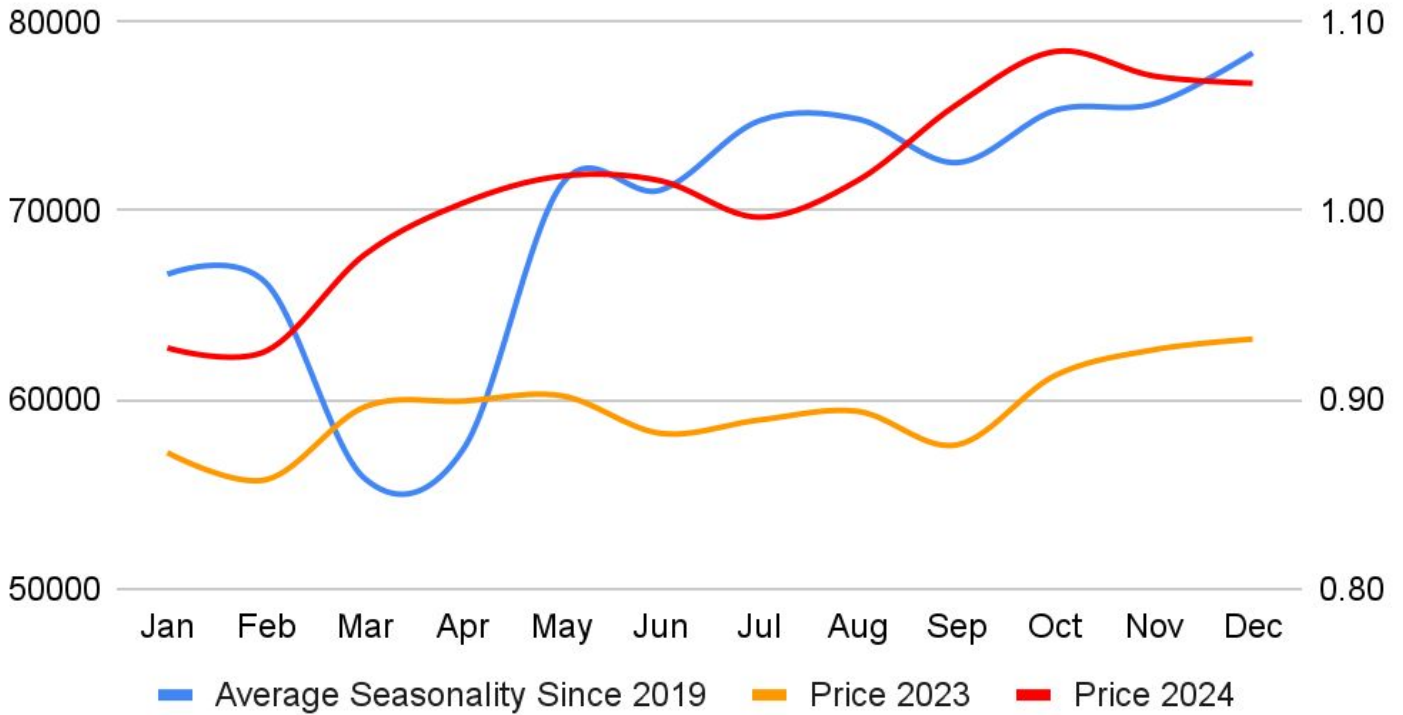
China's central bank adds more gold to its reserves in December - China's central bank added gold to its reserves in December for a second straight month, following a resumption in November after a six-month hiatus, official data by the People's Bank of China (PBOC) showed. China's gold reserves stood at 73.29 million fine troy ounces at the end of December from 72.96 million troy ounces a month earlier. The value of China's gold reserves declined to \$191.34 billion at the end of last month from \$193.43 billion at the end of November. The PBOC paused its 18-month gold buying spree in May 2024, which had taken a toll on Chinese investor demand. The bank's decision to resume purchases could boost Chinese investor demand.

India has slashed its November gold import estimates by an unprecedented \$5 billion - India has slashed its November gold import estimates by an unprecedented \$5 billion, the largest revision for any commodity in history, after errors in preliminary calculations inflated the figure to a record, government data showed. The country's gold imports in November were \$9.84 billion, significantly lower than a preliminary estimate of \$14.8 billion published last month, according to data compiled by the Directorate General of Commercial Intelligence and Statistics (DGCIS). The downward revision in gold imports by \$5 billion would reduce the trade deficit by a similar amount, said a government official. Gold delivered better returns than stocks for Indian investors in 2024, driving increased demand for coins and bars, according to World Gold Council.

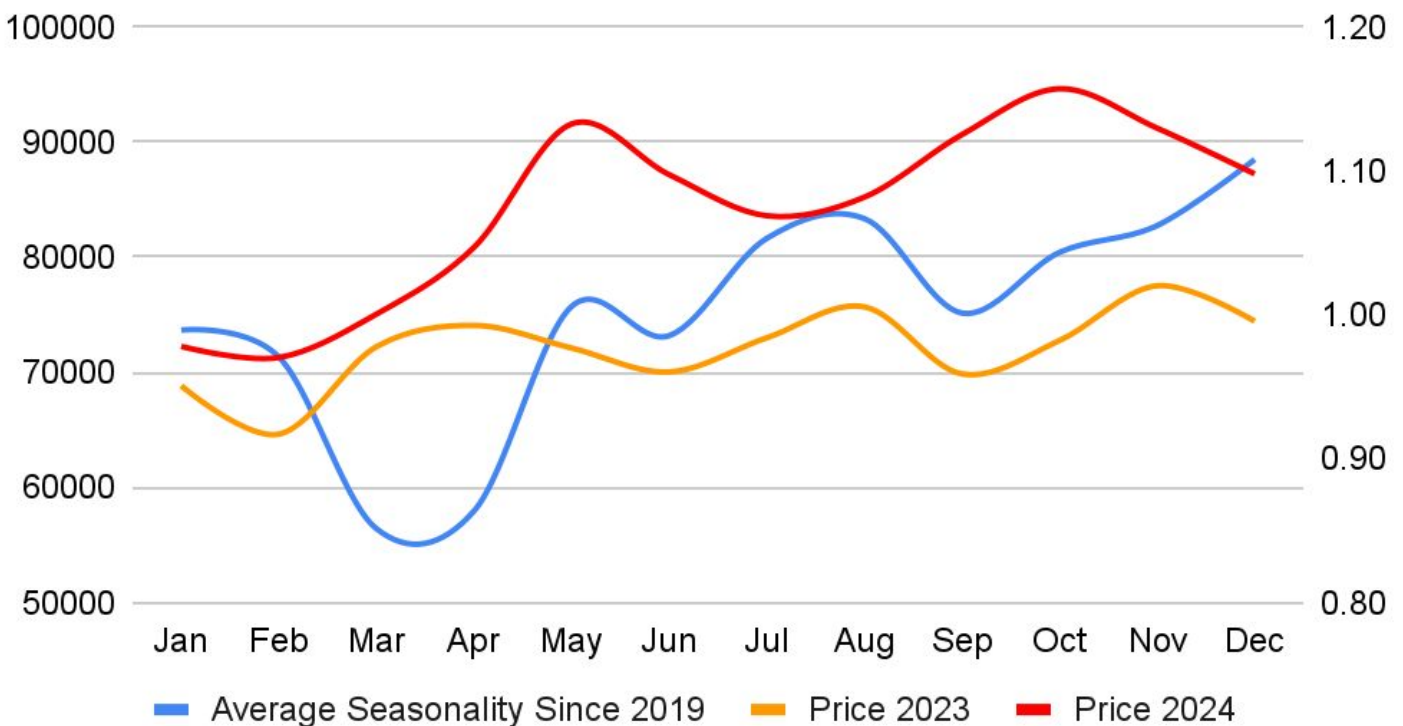
Gold Demand in November by Central Banks - Global central banks maintained robust demand for gold in November, collectively adding a net 53 tonnes to their reserves. Emerging markets dominated purchases, with Poland leading by adding 21 tonnes, raising its holdings to 448 tonnes. Uzbekistan increased reserves by 9 tonnes, bringing its total to 382 tonnes. India's Reserve Bank continued its buying streak, adding 8 tonnes in November, with year-to-date purchases at 73 tonnes and total holdings at 876 tonnes. Kazakhstan, Jordan, Turkey, Ghana, and the Czech Republic also added to their reserves, contributing smaller amounts. Notably, the Czech National Bank marked 21 consecutive months of buying. On the selling side, the Monetary Authority of Singapore reduced its holdings by 5 tonnes, bringing year-to-date net sales to 7 tonnes and reserves to 223 tonnes.

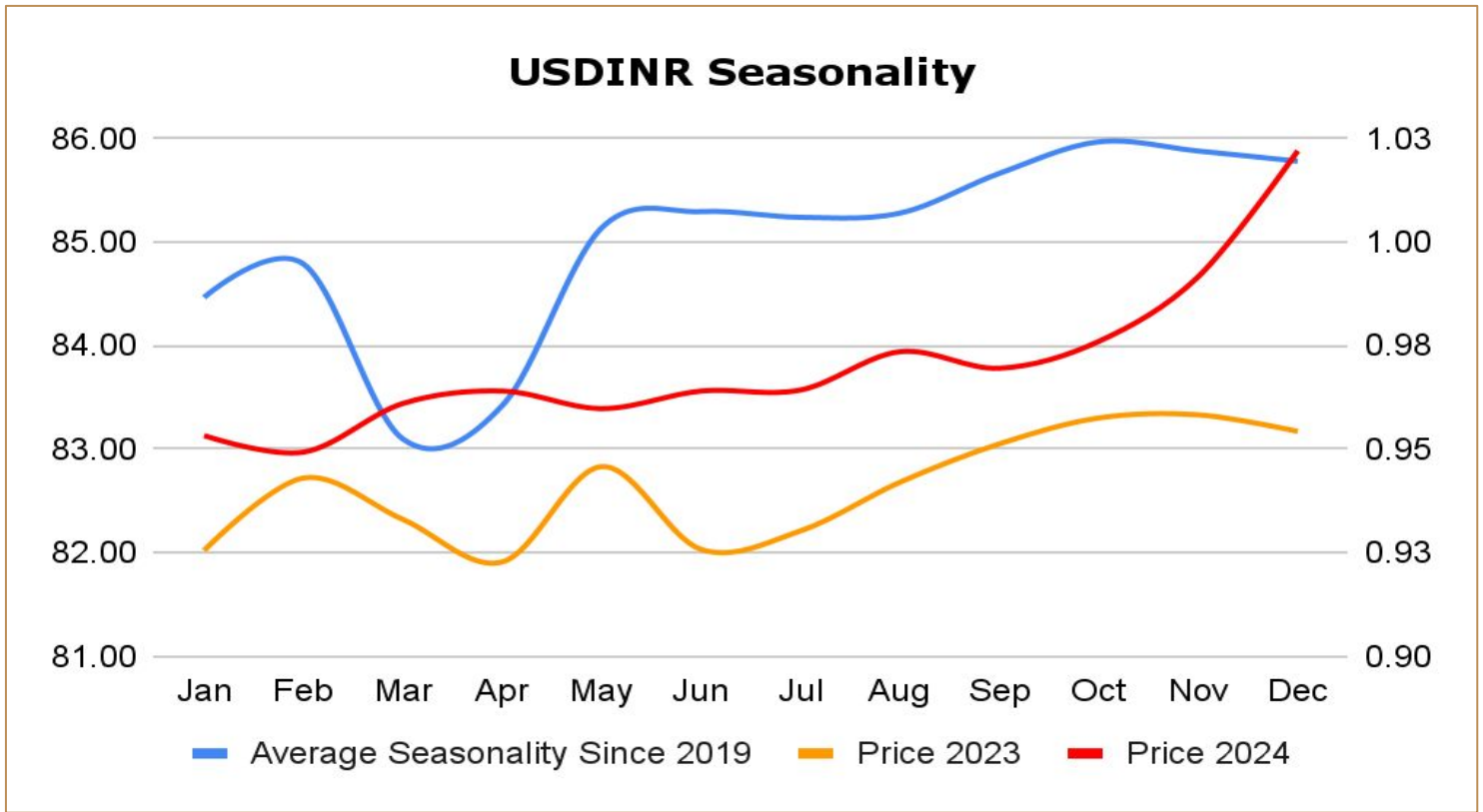


### Gold Seasonality



### Silver Seasonality





### Weekly Economic Data

Date	Curr.	Data
Jan 13	EUR	German WPI m/m
Jan 14	EUR	French Gov Budget Balance
Jan 14	EUR	German ZEW Economic Sentiment
Jan 14	EUR	ZEW Economic Sentiment
Jan 14	USD	NFIB Small Business Index
Jan 14	USD	Core PPI m/m
Jan 14	USD	PPI m/m
Jan 15	EUR	French Final CPI m/m
Jan 15	USD	Core CPI m/m
Jan 15	USD	CPI m/m
Jan 15	USD	CPI y/y
Jan 15	USD	Empire State Manufacturing Index
Jan 15	USD	Crude Oil Inventories

Date	Curr.	Data
Jan 16	USD	Core Retail Sales m/m
Jan 16	USD	Retail Sales m/m
Jan 16	USD	Unemployment Claims
Jan 16	USD	Philly Fed Manufacturing Index
Jan 16	USD	Import Prices m/m
Jan 16	USD	Business Inventories m/m
Jan 16	USD	NAHB Housing Market Index
Jan 16	USD	Natural Gas Storage
Jan 17	EUR	Current Account
Jan 17	EUR	Final Core CPI y/y
Jan 17	EUR	Final CPI y/y
Jan 17	USD	Building Permits
Jan 17	USD	Housing Starts





## DISCLAIMER

KEDIA ADVISORY

This Report is prepared and distributed by Kedia Stocks & Commodities Research Pvt Ltd. Our SEBI REGISTRATION NUMBER - INH000006156. for information purposes only. The recommendations, if any, made herein are expressions of views and/or opinions and should not be deemed or construed to be neither advice for the purpose of purchase or sale through KSCRPL nor any solicitation or offering of any investment /trading opportunity. These information/opinions/ views are not meant to serve as a professional investment guide for the readers. No action is solicited based upon the information provided herein. Recipients of this Report should rely on information/data arising out of their own investigations. Readers are advised to seek independent professional advice and arrive at an informed trading/investment decision before executing any trades or making any investments. This Report has been prepared on the basis of publicly available information, internally developed data and other sources believed by KSCRPL to be reliable. KSCRPL or its directors, employees, affiliates or representatives do not assume any responsibility for or warrant the accuracy, completeness, adequacy and reliability of such information/opinions/ views. While due care has been taken to ensure that the disclosures and opinions given are fair and reasonable, none of the directors, employees, affiliates or representatives of KSCRPL shall be liable for any direct, indirect, special, incidental, consequential, punitive or exemplary damages, including lost profits arising in any way whatsoever from the information/opinions/views contained in this Report. The possession, circulation and/or distribution of this Report may be restricted or regulated in certain jurisdictions by appropriate laws. No action has been or will be taken by KSCRPL in any jurisdiction (other than India), where any action for such purpose (s) is required. Accordingly, this Report shall not be possessed, circulated and/ or distributed in any such country or jurisdiction unless such action is in compliance with all applicable laws and regulations of such country or jurisdiction. KSCRPL requires such a recipient to inform himself about and to observe any restrictions at his own expense, without any liability to KSCRPL. Any dispute arising out of this Report shall be subject to the exclusive jurisdiction of the Courts in India.

**KEDIA ADVISORY**

**KEDIA STOCKS & COMMODITIES RESEARCH PVT LTD**

Mumbai, India

SEBI REGISTRATION NUMBER - INH000006156

For more details, please contact: +91 93234 06035 / 96195 51022

Email: [info@kediaadvisory.com](mailto:info@kediaadvisory.com)

Regd.Off.: 1, 2, 3 & 4, 1st Floor, Tulip Bldg, Flower Valley Complex, Khadakpada Circle,  
Kalyan-(W), Mumbai-421301